

Standard Technical Information Package

for

The Chrysler Theatre

St Clair Centre for the Arts

201 Riverside Drive West * Windsor ON * N9A 5K4 *
(519) 252-8311 admin. (519) 252-6579 box office * (519) 973-4976 fax

www.chryslertheatre.com

Please Note:

Although every effort has been made to accurately reflect the equipment available be aware that some quantities of equipment may not be available at the time of your performance. Changes to lighting or audio or rigging configuration, use of some equipment or staging systems, may constitute additional costs.

Updated: 01 /01/2020

General Information**Technical Services:**

Rob Price

519-252-8311 x5641 office

RPrice@stclaircollege.ca

Theatre Manager:

Veronica Mancini

519-252-8311 x4601 office

vmancini@stclaircollege.ca

Box Office:

Veronica Mancini

519-252-8311 x4601 office

vmancini@stclaircollege.ca

Emergency Numbers:**ALL EMERGENCIES DIAL 9-911**

Hospital Emergency Room – Hotel Dieu Grace Hospital, 1030 Ouellette, 519-973-4400

24 Hour Pharmacy – Shopper's Drug Mart, 500 Tecumseh Rd. E., 519-253-1115

Taxi Service:

Veteran Cab 519-256-2621

Checker Cab 519-254-7777

Airport Shuttle Service:VIP Shuttle (*Windsor & Detroit*) 519-974-5466Robert Q (*Detroit & Toronto*) 1-800-265-4948**Parking:***Paid Parking* -

garage - 1 block south

or lot - 1 block south

/ 2 blocks west

Free parking -

Street metered spots free

after 6pm and all day Sunday

Music Store:

Long & McQuade

1801 Walker Road

Phone: 519.252.3442

Mon, Tues, Wed, Sat: 10am-6pm

Thurs & Fri: 10am- 8pm

10 min drive. – east on Riverside,

right on Walker

Laundry:

The Washing Machine

598 Wyandotte W.

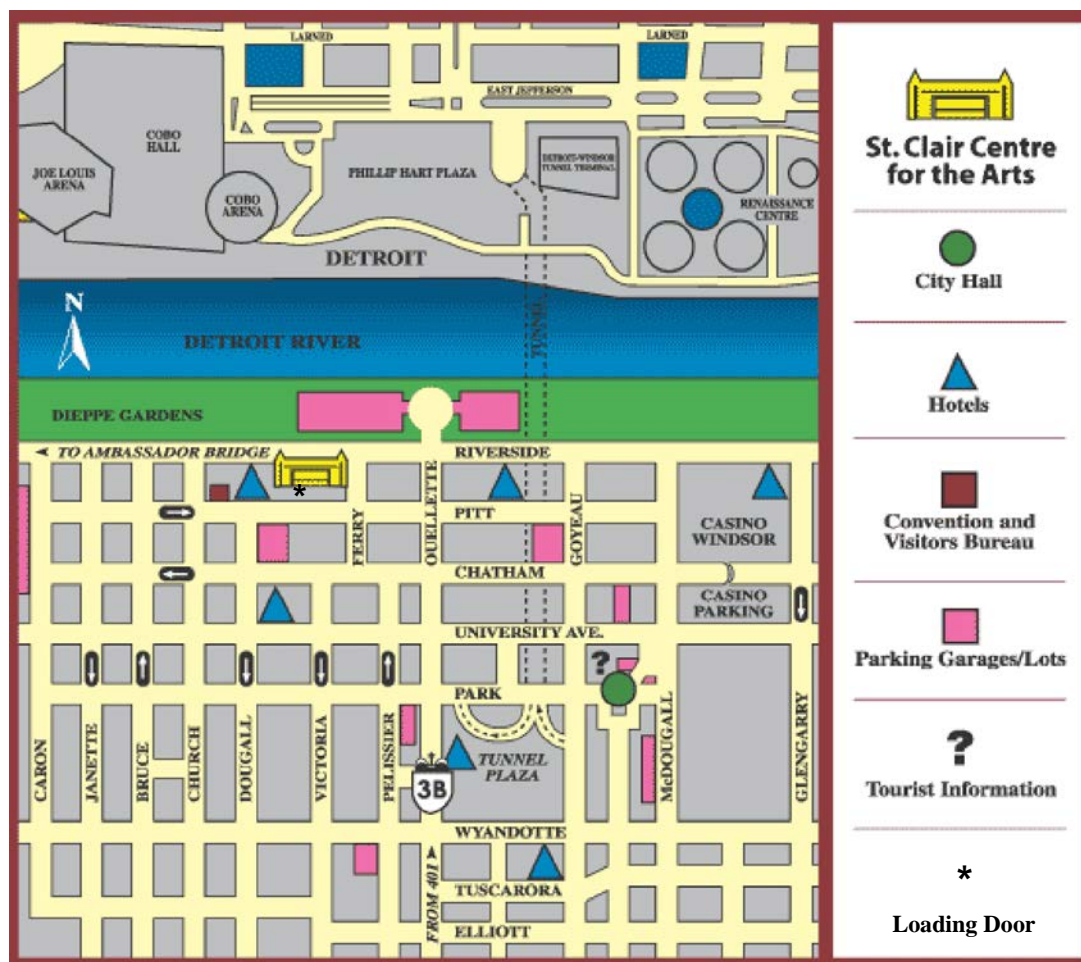
519-252-6101

5 blocks south

/ 2 blocks west

Climate & Time Zone:

Summer average temperatures mid-teens to low 30s Celsius (low 60s to mid 80s Fahrenheit). Winter temperatures are mild, between -6 and 4 Celsius (low 20s to mid 30s Fahrenheit). Higher humidity from its waterfront location creates the sensation of a deeper, penetrating cold in winter and hazy, humid summers. Eastern Standard Time/Daylight Savings observed Mar-Oct.

Map of Downtown Windsor**Travel Directions:****From The Ambassador Bridge:**

After clearing Customs, move to the extreme right of the plaza and look for the “Downtown Windsor” sign. Follow the curve (Huron Church Road) and head back toward the river. Turn right onto Riverside Drive. The St. Clair Centre for the Arts is about five minutes away on the right.

From The Windsor/Detroit Tunnel:

After clearing Customs, turn left onto Park Street and immediately move to the right lane. Turn right onto Ouellette Avenue (first light). Follow Ouellette Avenue to Riverside Drive. Turn left onto Riverside Drive. The St. Clair Centre for the Arts is one block ahead on the left.

From the 401 Highway:

Take Exit 13, “3B to Tunnel” and proceed North toward the riverfront. Highway 3B is known locally as Dougall Road which eventually becomes Ouellette Avenue. Continue on Ouellette Avenue all the way to the riverfront (straight in front of you). Turn left onto Riverside Drive. The St. Clair Centre for the Arts is one block ahead on the left.

Management

Access: Artist Stage Door: located on Ferry Street, up one flight of stairs. Security sign in desk.

Production/Technical Stage Door: located adjacent to Loading Dock #3 on Pitt Street.

Production Room: Dressing room should be used as Production office

Telephones: Must be advanced (fee applies)

Bus Parking: Available for 2 buses + 1 tractor trailer on the street immediately behind theatre. Must be arranged in advance. Shore power- 2x 50Amp 125/250Volt Stove Receptacle
-1x 30Amp 125/250Volt Twist-Loc Receptacle

Green Room: Located off Stage Right adjacent to dressing rooms. Equipped with video stage monitor, refrigerator, microwave, sink, 2 couches, coat rack & round banquet style table that seats 8 people.

Stage Manager Station: Located at the back of the main orchestra level on House Left within the lighting booth. Equipped with 2 channel Clearcom, programme sound & paging system. Enclosed booth with unobstructed view of entire stage.

Crews: All crew supplied through the Chrysler theatre and advanced with the Technical Manager Rob Price.

Handicapped Access:

Stage: No permanent wheelchair access. Special arrangements required

House: Five wheelchair locations - house left main floor (no access to balcony)

Handicapped restroom located adjacent to men and ladies restrooms

Hearing Impaired -

Intercom System: 2 Channel Clear-com system, all production areas
10 single channel belt packs
12 Beyer head sets
4 hand sets for FOH use

Program Sound & Paging System:

Separate lobby and backstage channels

Paging from backstage right + left, stage manager station, audio booth, follow spot booth and tech table in the middle of the house.

program sound and paging in all dressing rooms

Policies: House opens ½ hour prior to curtain time. Normal curtain is 8:00pm. Alcohol consumed backstage must be purchased on site and arranged in advance with the Theatre Manager. Building is a smoke free environment

Carpentry

Seating: Permanent raked seating – 1165 seats (*Seating Charts: See Appendix B*)
673 main orchestra, 28 orchestra pit lift, 432 balcony & 32 theatre box seats

Load-In Area: Located stage left – entrance from Pitt Street (*one way heading East*) Labeled: “St Clair Centre for the Arts - Loading Dock #3”
Able to accommodate: up to a 53ft tractor trailer

Stage Dimensions: (*Floor Plan: See Appendix C*)

Proscenium: 36' wide x 24' high; Stage is 40' deep from proscenium to backwall
Wing Space: Stage right wing 17'11" w X 40' d Stage left wing 21' w X 40' d

Grid Height: Stage deck to gridiron 60'h

Stage Floor: Sprung wood over concrete covered by black battleship linoleum on stage and unpainted masonite in wings. Screwing and painting not allowed.

Orchestra Pit: Orchestra pit lift is 11'3" d at centre and 9' d at SL & SR ends . Depth when lowered to its deepest point is 6'6" from pit floor to deck height. Pit floor to auditorium floor height is 2'11".

Seating Rows C - D are eliminated when orchestra pit is used as either pit or apron.

Drapery:

Main house curtain: Red guillotine or traveler.

Manual line operation - for guillotine SR deck or SR fly gallery; traveler SR deck

Legs: black velour - 5 sets: 26' X 15', can be no fullness or tied in fullness

Borders: black velour - 5 pcs: 8' X 60', no fullness

Traveler(s): 2 - black velour - 26' X 56', sewn in fullness

1 – red velour - 26' X 56', sewn in fullness

Cyclorama: Filled scrim 30' X 55' (fee applies)

Line Set Data:

Line Plot: See Appendix A

Working Height of Battens: High Trim – 58'; Low Trim – 3'

Battens: total: 37 (#1-39 – 60' pipes, #42, 44 & 45 – 55' pipes; cut at SR end) **Type:** All line sets are single purchase counterweight hung on 9"

centres

Sets - #1, 4, 10, 26 & 39 are dedicated sets.

Arbor Capacity: Maximum load 1,000 lbs per pipe

Available Weight: 23,400 lbs; 1" brick = 21lbs; 2" brick = 42lbs

Loading Gallery: Loading gallery SR 60'

Fly Gallery: Line sets operated from SR gallery; 24' above deck. Access from USR ladder.

Support Areas:

Crossover: Behind Line Set #45 is approx. 3' wide to back

Access: From audience - SL & SR stairs

From front of house – down 1 flight of stairs or 1 level on elevator to Backstage

Entrance **Balcony Rail:** distance from balcony rail to proscenium opening is 55

Standard Technical Information Package – Chrysler Theatre

Power Disconnects: Located USL - 100A, 1 phase & 400A, 3 phase **OR** 2 – 200A 3 phase. All disconnects equipped with Cam-Lock connectors. Direct power (bare lead) tie-ins require 2 weeks advanced notice and will incur additional fees.

Lighting

(House lighting Plot – available upon request)

House Lights: Controls located Backstage Left & Right, Lighting Control Booth, Follow spot booth and tech table in the middle of house.

Control Console: ETC ION with 20 x 20 Fader Wing

Dimmers: Lee Colortran ENR Series 374 @ 2.4K and 5 @ 5k

Lighting Circuits: 1st Front of House slot – 40 circuits
 2nd Front of House slot - 29 circuits
 Balcony Rail - 8 circuits
 6 – Cove Slots (C1 & C2 - 4 circuits each, C3 – 2 circuits each)
 4 – Overhead Electrics, 30 circuits (for 1, 2, 3) 24 circuits (for 2a)
 10 - Over stage drop boxes, 8 circuits
 each Orchestra Pit – 12 circuits
 Stage level (proscenium wall) – 16
 circuits Stage level (US wall) – 16
 circuits Proscenium Slots – 32 circuits

Lighting Instruments: *all instruments are 20 Amp 125V twist lock:*

On stage Lighting

24 Chauvet Colourband T3 cyc lights
 24 - ADJ 18P Hex led par
 36 –ETC Source 4 PARs (with full lens kits) (HPL)
 8 – ADJ Vizi BSW moving head Fixture (Fee Applies)
 24 - Lee Colortran 5/50 Series 1k with 40° & 30° lens
 (FEL)

Floor lights fee applies

8 – Elation Design Spot 250
 6 - ADJ 18P Hex led par

FOH 1

2 - Lee Colortran 5/50 Series 1k with 10° lens
 (FEL)

28- Lee Colortran 5/50 Series 1k with 15° lens
 (FEL) 6 - Lee Colortran 5/50 Series 1k
 with 20° lens (FEL)

FOH 2

6 - Lee Colortran 5/50 Series 1k with 20° lens
(FEL)

Coves left and right

20 - Lee Colortran 5/50 Series 1k with 20° lens (FEL)

Balcony Rail

2 - ETC Source 4 Zooms with 25°-50° len(HPL)

4 - ETC Source 4 Zooms with 15°-30° lens (HP)

2 - ETC Source 4 with 36° lens (HPL)

Followspots: 2 - Lycian 1290 XLT 2K (fee applies)

Accessories:

2 single Gobo Rotators (fee applies)

Library of over 30 Gobo patterns (B size, fee
applies) Assortment of extension cables, two-fers
and converters Assortment of standard Rosco and
Lee colour filters

Audio

FOH Console: Allen & Heath GLD 112

28 fader strips in 4 layers
48 input processing channels
8 stereo FX returns
30 configurable buses
20 mix processing channels

House system control DB Technologies AC 2 6N
6 zones Left/ Right, Mono Centre Cluster, Mono Subs, Mono boxes, Mono delays,
Mono in fills direct from fOH on matrix

Monitor Console: Allen and Heath GLD 80

20 faders strips in 4 layers
48 input processing channels
8 stereo FX returns
30 configurable buses
20 mix processing channels

House Speakers:

Main Floor: 6 - DB Technologies DVA T12 line array ground stacked
4 - DB Technologies DVA S30 subs

Cluster: 3 - DB Technologies DVA T12 line array flown centre

Box Seats: 2 - DB Technologies Mini 300

Delay: 2 - DB Technologies Mini 300

Stage Infills 2 - DB Technologies Mini 300

Monitors:

6 - RCF Powered 12's

8 – EV powered 12's

6- Shure SM58 (Beta)

4- EV 457

4- SM 81 LC condenser

1 - Shure Beta 87a

1 - EV RE-20

1 - Shure Beta 52a

4 - Shure 98 A

2- Crown Cardioid Condenser Mics

2 Shure Wireless ULXD 4Q Receiver with
8 Body Packs and 8 Handhelds (Beta 87)

4 - Shure Beta 53 Headset Mics

6 - Shure Beta 57

2 - AKG C414xls

1 – AKG C421 EB

1 - Shure KSM-32

1 – Shure Drum Kit

1 – Apex Drum Kit

1 – Shure 91A

Direct Input: 3 Behringer Ultra DI DI100 Active DI Boxes

3 BSS AR116

1 Six Way Radial Direct Box

2 Art dual passive direct box

Video

Projector: Epson Pro L1505 UH laser projector 12000 lumens (fee Applies)
Screen: A 12 x 16 rear or front projection screen is included in the projector rental
Full size cinema screen 32ft x 20ft (fee applies)
Data-video SE650 4 input HD Video switcher

Props

Music:

Piano: Baldwin 9' Grand Piano, available upon request (fee applies)

Chairs: 60 chairs available

Stands: 12 Music Stands

Stand Lights: 12

Risers: 11 Penn Fab 8 x 4 decks Leg sizes 8" 12" and 16"
2 Penn Fab, 4 x 4 decks

Lecterns: Podium with reading light available upon request

Wardrobe

Dressing Rooms: Stage level –1 Star dressing room 5 private dressing rooms each with sink, toilet, shower, costume rack and 3-4 makeup stations. Lower level – 2 chorus dressing rooms (men's & ladies) each with 2 washroom stalls, 2 shower stalls, sinks costume racks & 15-20 makeup stations and full length mirrors.
Men's & Ladies public washrooms on Stage level directly off of Stage Right.
All dressing rooms located off Stage Right and equipped with program sound.

Wardrobe Area: Lower level adjacent to chorus dressing rooms.

Irons: 1

Ironing Boards: 1

Portable Mirrors: 1 full length mirror with stand.

Steamers: 1

Washer/Dryer: hook up only - arrangement for rentals can be made (fee applies) **Racks and hangers:** 8-10 Wall mounted cubby style racks.

Quick Change Booth: A temporary quick change area can be set up backstage.

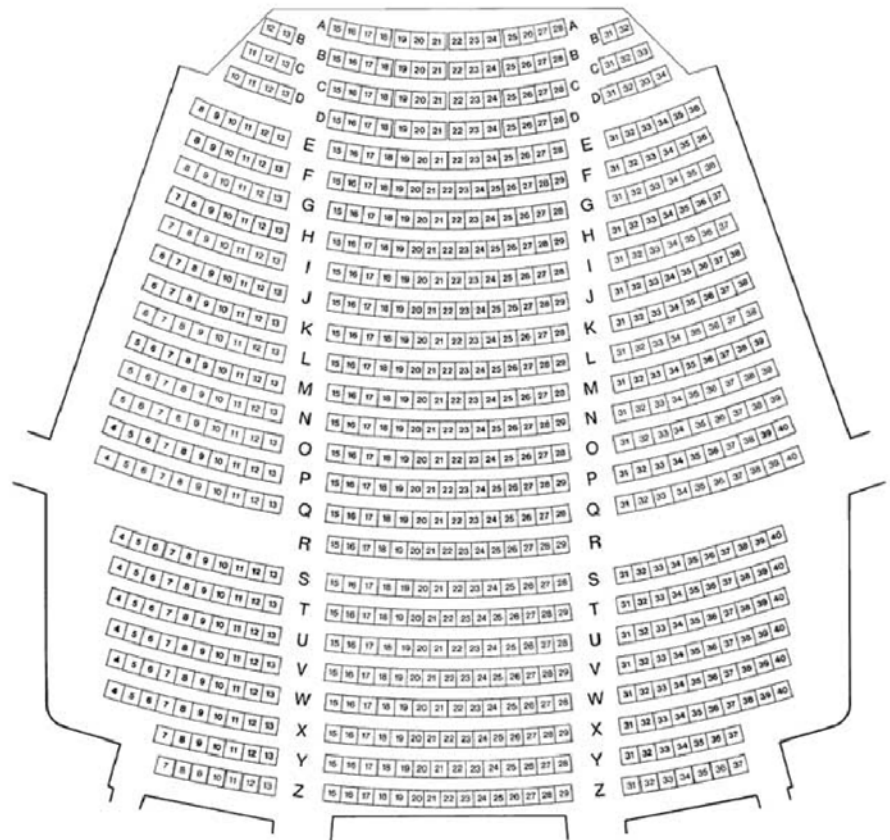
Appendix A – Line Set Plot (House Hang)

Line Set #	Use	Distance from Proscenium		
1	Grand Drape	0'-9"		
2	Border 1	1'-6"		
3	Legs 1	2'-3"		
4	Electrics 1	3'-0"		
6		4'-6"		
7		5'-3"		
8	Border 2	6'-0"		
9	Legs 2	6'-9"		
10	Electrics 2	7'-6"		
12		9'-0"		
13		9'-9"		
14		10'-6"		
15	Border 3	11'-3"		
16	Legs 3	12'-0"		
17	Electrics 3a	12'-9"		
18		13'-6"		
19		14'-3"		
20	Mid-stage Traveler	15'-0"		
21		15'-9"		
22		16'-6"		
23		17'-3"		
24	Border 4	18'-9"		
25	Legs 4	19'-6"		
26	Electrics 3	20'-3"		
28		21'-9"		
29	Border 5	22'-6"		
30		23'-3"		
31	Legs 5	24'-0"		
32		24'-9"		
33		25'-6"		
34		26'-3"		
35		27'-0"		
36		27'-9"		
37	Upstage Traveler	28'-6"		
38	Legs 6	29'-3"		
39	Electrics 4 – Cyc Lights	30'-0"		
42	White Cyc	32'-3"		
44		33'-9"		
45	Red Traveler	34'-6"		

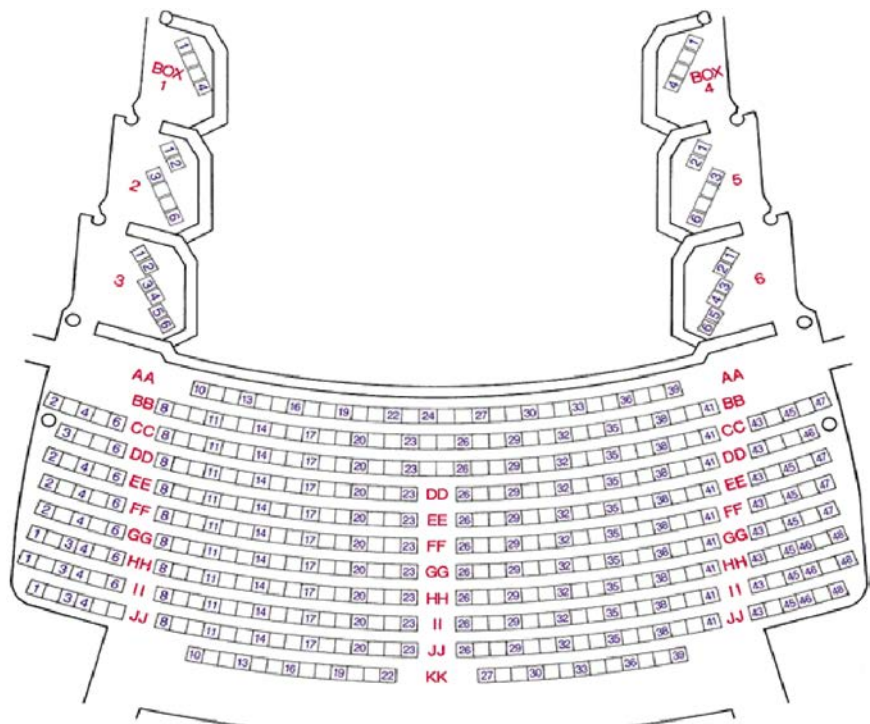
Standard Technical Information Package – Chrysler Theatre

Appendix B – Seating Chart

Orchestra Level:



Balcony & Box Seats:



Appendix C – Stage Floor Plan

